



Spelling

VCe Syllables

Skill: Students will decode and spell multisyllabic words with VCe syllables.

Materials: Word Cards (one set per person), Word Cards, scissors, blank paper, writing utensil, dice, markers (yellow, pink, and orange)

Note: Words in bold are said aloud by the teacher.

Teach



- Have students gather around you as you use a set of Word Cards to sort. **Watch what I do with these words. I will place each word in a column based on its pattern. Listen as I say each word and pay close attention to the patterns in the words. Knowing about these patterns will help you remember how to spell the words.**
- Say each of the following words as you place it in a column, emphasizing the syllable juncture: **wake, while, wholesale, rude.** **Look at the patterns of the letters. How are these words alike?** Allow time for responses. Answers will vary. Students should notice that all of the words end with an *-e*.
- **Did you notice the words all ended with an *-e*?** Allow time for responses. **The words all end in a silent *-e*, and they all have the syllable pattern VCe.**
- **Say each word with me and pay close attention to the vowel sound before the consonant. What can you tell me about the vowel sound?** Allow time for responses. **The vowel makes its long sound.**
- **We call this syllable pattern VCe. You may have heard it called the *magic e* syllable pattern. VCe syllables have a long vowel spelled with a single letter, then a single consonant, and a silent *e*.**
- **I have a few more words. Watch and listen.** Say and place the following words in a column, emphasizing the VCe pattern: **slide, whale, robe**

Guided Practice









- Distribute the Word Cards to students. If there are any words students do not understand, briefly explain them by using the word in a sentence, demonstrating, or showing examples of the word.
- **Say each word. Then use the yellow, pink, and orange markers to highlight the parts of the word. Highlight the vowel in each word yellow, the consonant pink, and the silent *e* orange.**
- **Continue until all words have been highlighted.**
- **Now, I want you to place your Word Cards to the side. We will practice writing these words.** Call one student at a time to come to the board to choose a Word Card from the deck, read the word, and practice writing it.

Independent Practice



- **Work with a partner to roll the die and write a word with the corresponding vowel.**
- **Partners check each other's work.**
- **Use a dictionary if you need to check for correct spellings.**
- **One point for each word, except for words with a long *e* sound. The long *e* is tricky to do with the VCe pattern. If you can think of a word with a long *e*, that word is worth 3 points.**

Numbered Digraphs

Roll	VCe Pattern + Vowel
	a
	e*
	i
	o
	u
	Free Choice

Word Cards

ballgame

timeshare

antelope

cheesecake

spare

sideswipe

slime

frame

theme

grime

milkshake

commute

Word Cards

slope

quite

shake

earlobe

crime

skate

chime

cove

tribe