

KINDERGARTEN

Living and Nonliving Things

Here are some more fun activities about living and nonliving things.

Activities

1. Check out this cool video with a catchy tune you can sing along with!

<https://www.youtube.com/watch?v=tzN299RpJHA>

2. Print the attached sorting activity.

Materials: Crayons, scissors, glue

*Ask a grown up print out the worksheet or you can draw the pictures yourself on a sheet of paper.

*Color the pictures then cut out each square and glue them under the correct column.

*Is the picture a living or nonliving thing?

Name _____






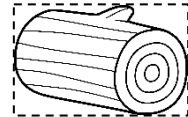

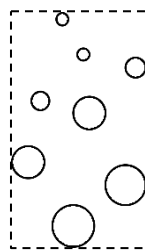

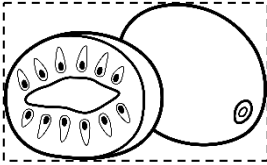
Living

Living Things

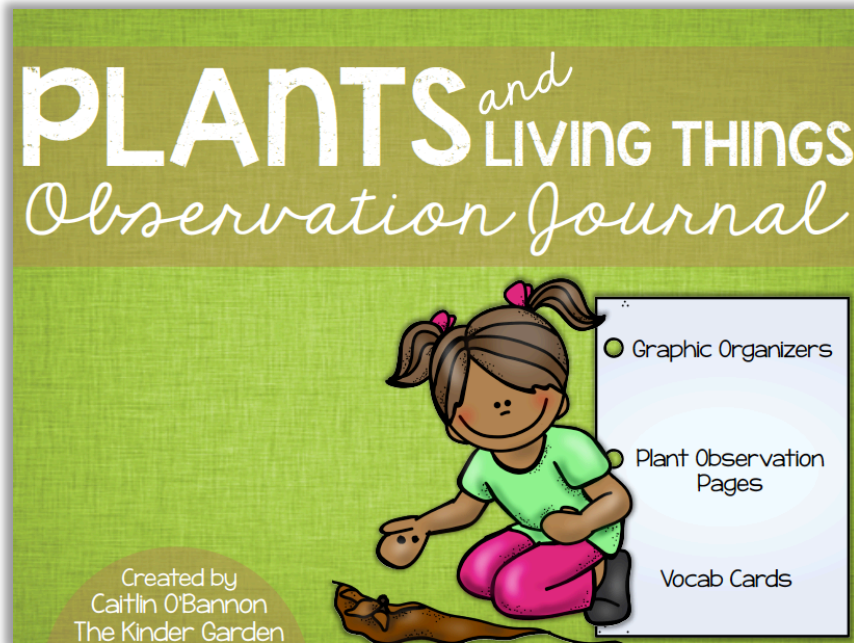
Nonliving Things

Living

© Caitlin O'Bannon



Need more plant resources?
Check out my Plants and
Living Things Observation
Journal & Vocab Cards:



NOW AVAILABLE IN MY TPT STORE:

↳ **Caitlin O'Bannon**

FIND MORE IDEAS AT MY BLOG:

<http://thekindergarden.blogspot.com>

