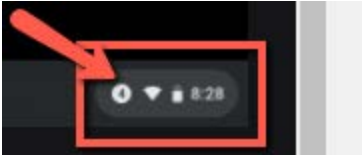
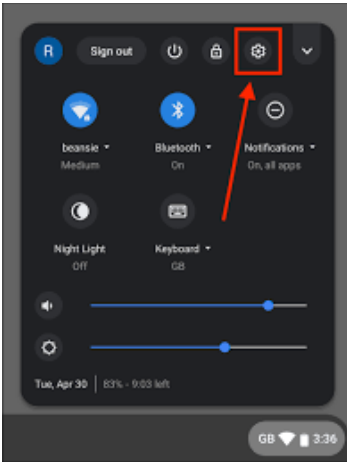


Chromebook Display Settings for MAPS Testing

Click the time, Wi-Fi, power and avatar icon box in the bottom corner.



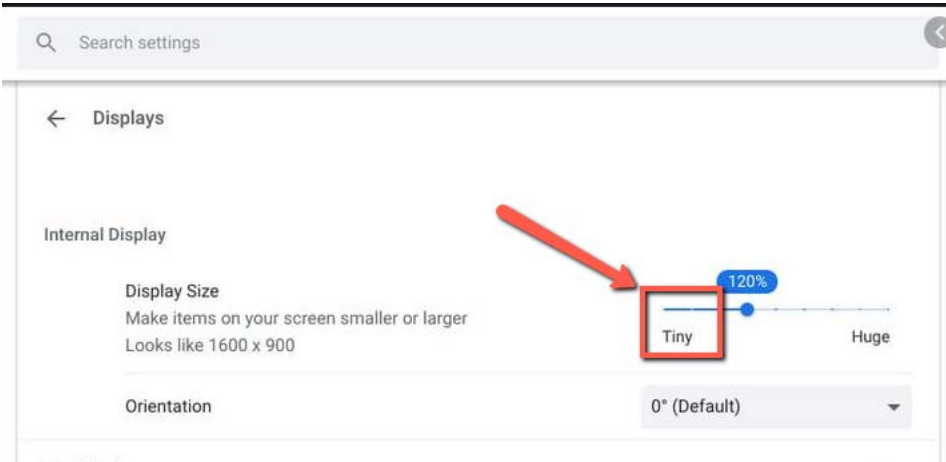
Select the Settings icon. (Little round gear)



Type "Display" in the search field.



Drag the slider to the left (Tiny or Small) anything higher than 1024 x 768.



Close the window and relaunch MAP and try it again.